

act Handbook



act Sample Offer

Title:

Autumn Leaves Watercolor Art Class

Subtitle:

Capture the Colors of Fall in a Relaxing Watercolor Painting Session

Description:


Join this cozy autumn-themed watercolor painting class where you'll learn to create beautiful autumn leaf art using basic watercolor techniques. Whether you're a beginner or an experienced artist, this session offers a peaceful environment to explore color, texture, and artistic expression. You'll be guided through watercolor techniques like wet-on-wet and layering, and by the end of the session, you'll take home your own fall-inspired masterpiece.

Meeting Point:

Art Studio, Maple Street 15, 67890 Riverside

Timeline:

- **Date:** October 22nd, 2024
- **Time:** 3:00 pm
- **Duration:** 3 hours



Participant Information:

All art materials, including watercolors, brushes, and paper, are provided. Please bring an apron to protect your clothing. Drinks and snacks will be provided to keep the creative energy flowing!

Age Recommendation:

45 - 55

Tickets:

- **Available Tickets:** 8
- **Price:** \$50 per ticket

Labels:

Watercolor, Art Class, Autumn Painting

Overview - Structure - Benefits

Category

Art and Creativity


Title

Autumn Leaves Watercolor Art Class: Capturing the Colors of Fall

Subtitle

Learn to Paint Autumn Leaves Using Watercolors in a Relaxing Creative Session

About the Handbook



This handbook is designed to guide act providers in organizing a calm and creative autumn-themed watercolor painting class. In this act, participants will explore the beautiful colors of autumn by painting fallen leaves using watercolors. With a focus on creating art that reflects the season, the class is perfect for beginners and those looking for a relaxing, expressive experience. Art-focused acts are popular year-round, and this autumn-inspired session can attract participants who love seasonal projects and want to learn watercolor techniques in a cozy, creative environment.

act Description

Participants will learn the basics of watercolor techniques, focusing on painting vibrant autumn leaves. The act will take place indoors with an inspiring table setup, providing a cozy atmosphere for the creative process. Drinks and snacks will enhance the relaxing environment as participants explore colors and textures. This act is great for beginners and experienced painters alike, offering a chance to experiment with watercolor in a supportive, fun setting.

act Timeline


- **Duration:** 3 hours
- **Recommended Day and Time:** Weekday evenings or weekend afternoons

act Location

- **Indoor:** Home art space, rented studio, or community center with tables set up for individual workspaces

act Participants

- **Age:** 12+
- **Recommended Group Size:** 6–10 participants
- **Participant Requirements:**
 - No prior experience required
 - Bring an apron to protect clothing
- **Participant Information:**




- All art materials are provided, including watercolors, brushes, and paper

Core Values for Art and Creativity acts

- **Make it Personal:** Encourage participants to bring their own leaves or take inspiration from their favorite fall scenes.
- **Focus on Interaction:** Provide space for participants to chat while painting, sharing tips and ideas.
- **Encourage Playfulness:** Watercolor is an expressive medium—let participants feel free to experiment with color mixing and techniques.
- **Create Lasting Moments:** Participants will leave with a finished autumn-inspired painting to take home.
- **Empower Participants:** Ensure everyone leaves with the confidence to continue exploring watercolor painting on their own.
- **Try Every act Before Offering:** Practice the setup and timing to ensure the act runs smoothly.
- **Less is More:** Keep instructions simple and accessible, especially for beginners.
- **Allow Time for Eating and Chatting:** A mid-session break with drinks and light snacks will keep participants energized.

Creative Project Schedule

1. **Welcome and Introduction Round**
 - Greet participants and introduce the class. Allow them to share what they're hoping to achieve during the session.
2. **Table Setup for Painting**
 - Set up each table with art materials: watercolor paper, brushes, water containers, and a palette of paints. Create a clean, inspiring workspace for each participant.
3. **Watercolor Demonstration and Techniques**
 - Teach basic watercolor techniques such as wet-on-wet, layering, and color blending, with a focus on painting autumn leaves.
4. **Hands-On Painting Session**




- Participants will paint their own version of autumn leaves, using provided templates or real leaves for inspiration.
5. **Mid-Session Break with Drinks and Snacks**
- Offer light refreshments like herbal teas or apple cider, and simple snacks like nuts or cookies to enhance the cozy atmosphere.
6. **Finishing Touches and Reflection**
- As participants complete their paintings, offer guidance on adding details and texture. Encourage them to reflect on their experience and share their work with the group.
7. **Clean-Up and Closing**
- Guide participants through cleaning their workspaces. Close with a reflection on the session and tips for continuing watercolor painting at home.

Health and Safety in Creative Spaces

1. **Materials Safety:**
 - Ensure that all paints and materials are non-toxic and safe for use.
2. **Workspace Safety:**
 - Advise participants to keep their area clean and organized, ensuring no water spills or hazards with brushes or tools.
3. **Allergy Awareness:**
 - Provide allergen-free snacks and be mindful of any dietary restrictions for the break.

Supplies and Materials

- Watercolor paper (thick, textured paper)
- Watercolor sets (palette of autumn colors)
- Paintbrushes (variety of sizes)
- Water containers for rinsing brushes
- Leaf templates (or real leaves for inspiration)
- Table covers to protect surfaces
- Aprons for participants
- Snacks and drinks (herbal teas, apple cider, nuts, cookies)



Group Details

- Each participant will have their own workspace but can share materials and ideas as they go.
- Small groups encourage interaction, ensuring a relaxed, creative environment.

Full Project Plan for Group (6–10 People)

- Begin with a demonstration of watercolor techniques, followed by individual practice.
- Use autumn leaves as the central theme, allowing participants to experiment with colors and shapes.
- Incorporate a mid-session break with warm drinks and snacks for a cozy, communal feel.

Pricing

- **Suggested Price:** \$40–\$60 per participant
 - **Considerations:**
 - Pricing reflects the cost of materials, the indoor space setup, and the guided instruction.
 - Drinks and snacks are included to enhance the experience, making it both a creative and social event.
-